

Mace Wood Kent


A rare opportunity to acquire an attractive ancient woodland within the M25, less than 15 minutes' drive from southeast Greater London.

Details

Price: £109,000 Freehold
Location: Near Orpington, Kent
Size: About 4 ½ acres for sale
OS Landranger: OS No 188
Grid ref: TQ 496 656
Nearest post code: BR5 4EX

Local manager

Ruth and James Feltham
07812 165081
ruthandjames@woodlands.co.uk



Description

Mace Wood is a splendid mixed ancient woodland featuring a wide variety of tree species. Situated about 3 miles east of Orpington near Bromley in southeast London the wood offers unique and stunning views across to the City of London. It is easily accessed from a quiet country lane, through a locked metal gate and down a private stoned track leading to the wood itself.

Mace Wood is small enough to be easily managed but large enough to be able to completely immerse oneself in nature. This woodland has lots to offer a new owner. A rustic bench has been installed in a clearing, a place to sit and contemplate and listen to the sounds of the birds and insects. In spring Bluebells and Dog's Mercury can be found on the forest floor. Throughout the year ground ivy appears in places, and you will find the occasional patch of Butchers Broom. There is minimal bramble. The wood is surrounded by horse paddocks to the north allowing lots of light into the wood – and there are privately owned woodlands to the south and east. See 'Trees' section below for information about the trees found in this woodland.

The purchasers of the woodland will be asked to enter into a [covenant](#) to ensure the quiet and peaceful enjoyment of adjoining woodlands and meadows.

Trees

Tree species include beech, oak, ash, wild cherry, hazel, field maple, western red cedar, Norway spruce, yew, hawthorn and holly. There are many splendid mature trees to be found in Mace Wood including a veteran beech tree. A new owner may choose to 'halo thin' around other potential future veteran trees to enable them to thrive and reach their full potential.

Mace Wood has been designated as [Ancient Replanted Woodland \(PAWS\)](#) by [Natural England](#). This is woodland that has been under constant tree cover since at least 1600AD. It is valued as a rich reserve of biodiversity. It is also a SMINC (Site of Metropolitan Importance for Nature Conservation), a local authority designation where the woodland is noted as '*An ancient wood where the greater butterfly-orchid grows, a flower which is found in very few places in London*'.

There is an approved Management Plan and Felling Licence for Crown Wood (of which Mace Wood is a part) – details of this are available upon request. The Management Plan is not mandatory, but it is full of good advice, and a lot of background information which will certainly be interesting and useful. There is a [Tree Preservation Order](#) on Crown Wood (details of this TPO are available upon request), though this does not prevent normal forest management when covered by a Forestry Commission approved woodland management plan.

Wildlife

It is noted in the management plan that there are viable habitats present for Bats, particularly in veteran and 'future veteran' trees with cavities or fissures. A wide variety of birds have been recorded locally including Bullfinch, Little Owl and Yellowhammer. A new owner could install some bird and bat boxes and build a simple hide to observe which species are present.

Bluebells flourish in the Spring in Mace Wood, as well as other ancient woodland indicator species including Dog's Mercury, and Butchers Broom.

Features

- A splendid ancient mixed woodland situated within the M25.
- An incredible variation of tree species including many mature trees.
- Rustic bench in a small private clearing.
- Views across paddocks and fields to the City of London.

Access, tracks and footpaths

Despite its rural character Mace Wood is easily accessible, being around 1km inside the M25, with good access via small lanes.

Access to Mace Wood is via a single locked metal gate off Gorse Road (an owner will be provided a key for this locked gate). A stoned track leads to the ride stop entrance to Mace Wood. Here owners are able to drive in and park a car within the wood itself.

There are no public footpaths within the wood itself. There is a public footpath outside the northwest boundary of the wood (not actually within the woodland itself).

Rights and covenants

The wood is sold with the sporting rights.

The owner of Mace Wood will be asked to enter a [covenant](#) to ensure the quiet and peaceful enjoyment of the wood.

The purchasers of the woodland will be asked to enter into a [covenant](#) to ensure the quiet and peaceful enjoyment of adjoining

woodlands and meadows.

Activities

It is worth noting that Woodlands.co.uk offer £300 towards [a course](#) for a new owner. Please note the £300 will be available for any course that relates in some way to managing or enjoying a woodland, for example introduction to woodland management, chainsaw training (strongly recommended by us especially if you are likely to use a chainsaw in the woods) or butterfly identification.

Mace Wood provides the opportunity for a new owner to engage in family forestry. Managing a woodland and learning bushcraft skills is a great way to escape the trappings of modern life. Building dens and wildlife hides and installing bird and bat boxes are just some examples of outdoor activities can be done here. Other ideas can be found here:

<https://www.woodlands.co.uk/owning-a-wood>

Local area and history

Mace Wood is situated about 3 miles east of Orpington, near Bromley. The nearest train station is at Chelsfield, which is on the main line to London. This is approx. 3 miles (approx. 20 minutes' cycle) from the wood.

[Lullingstone Country Park](#) is situated approx. 3 miles from Mace Wood and offers over 460 acres of chalk grassland and ancient woodlands. For those who enjoy golf, the 18-hole [Lullingstone Park Golf Course](#) is only 1 mile away. For those keen to learn more about wildlife, one of the UKs largest Bird of Prey Centres is only 5 miles away - [Eagle Heights Wildlife Foundation](#).

Also, well worth a visit in the early summer – the incredible lavender fields at Castle Farm provide a visual spectacular. There are tours at certain times of the year, and a marvellous farm shop found here castlefarmkent.co.uk

How to find this woodland

You are welcome to visit this wood by yourself, but please ensure that you have a copy of these sales details with you - many of our woodlands do not have mobile phone reception or internet access so we recommend either printing the details or downloading them to your phone/tablet/laptop.

Do remember to also check that it is still available for sale. If you have seen the woodland and wish to be accompanied on a second more detailed visit please contact our local manager.

Directions

Please note, for satellite navigation, use the post code BR5 4EX. This will take you to within approx. 0.5 miles of the main entrance gates to Crown Wood (of which Mace Wood is a part). Coordinates to the main gate leading to Mace Wood (off Gorse Road) are: N51.367174, E0.147231. To find the wood follow the instructions below.

From the M25

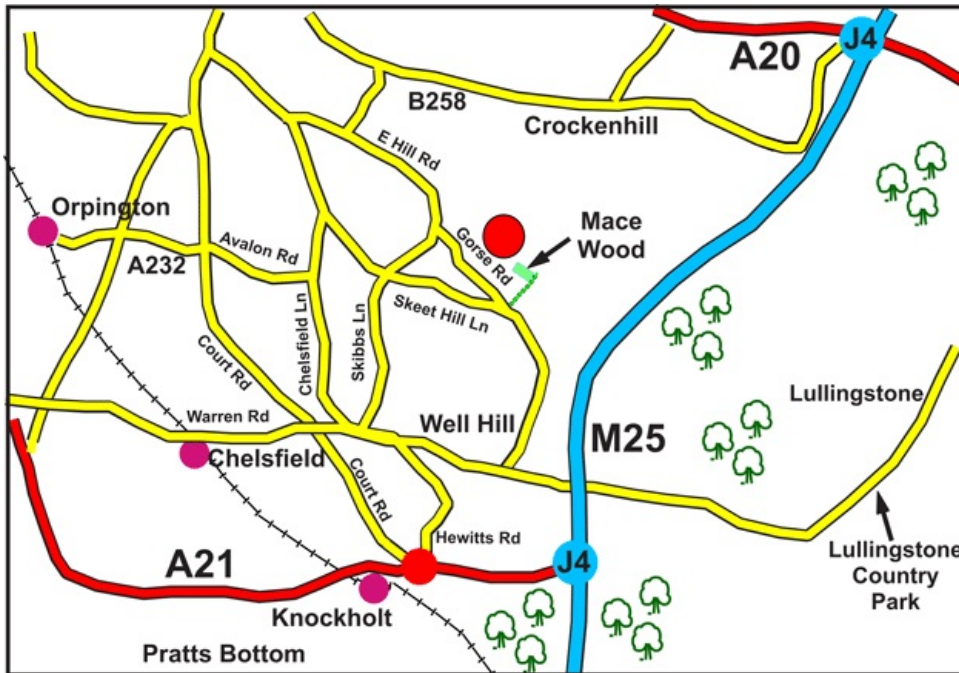
- From Junction 4 off the M25 take the first exit and follow the A21 towards Orpington and Bromley.
- At the first roundabout, take the 4th exit off Hewitts Road.
- Continue straight over at the crossroads (past the Bo-Peep pub) onto Hollybush Lane.
- At the end of this road turn right onto Jubilee Road which then turns into Rock Hill.
- Take the 2nd left onto Well Hill and when you reach a T-junction turn left (this stays as Well Hill but then turns into Skeet Hill Lane).
- When you arrive at a fork in the road, keep right on Gorse Road.
- The entrance to the wood is immediately on the right-hand side after this fork. You will see a metal gate with a 'Woodlands for Sale' sign on it.
- There is space to park on the edge of the road by the hedge so as not to block the gate.

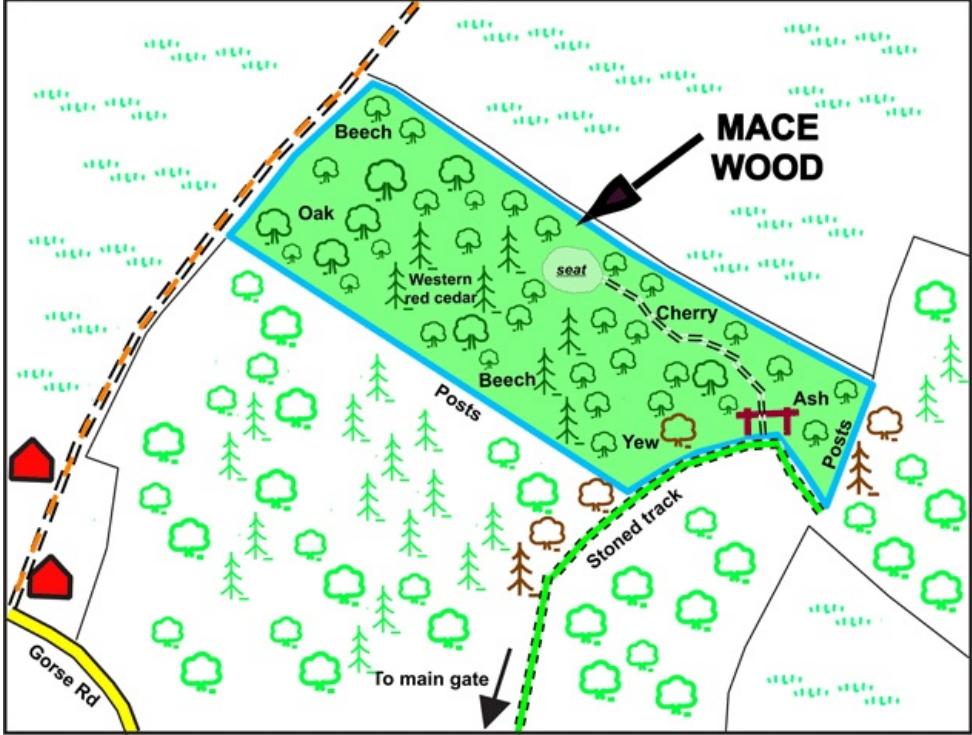
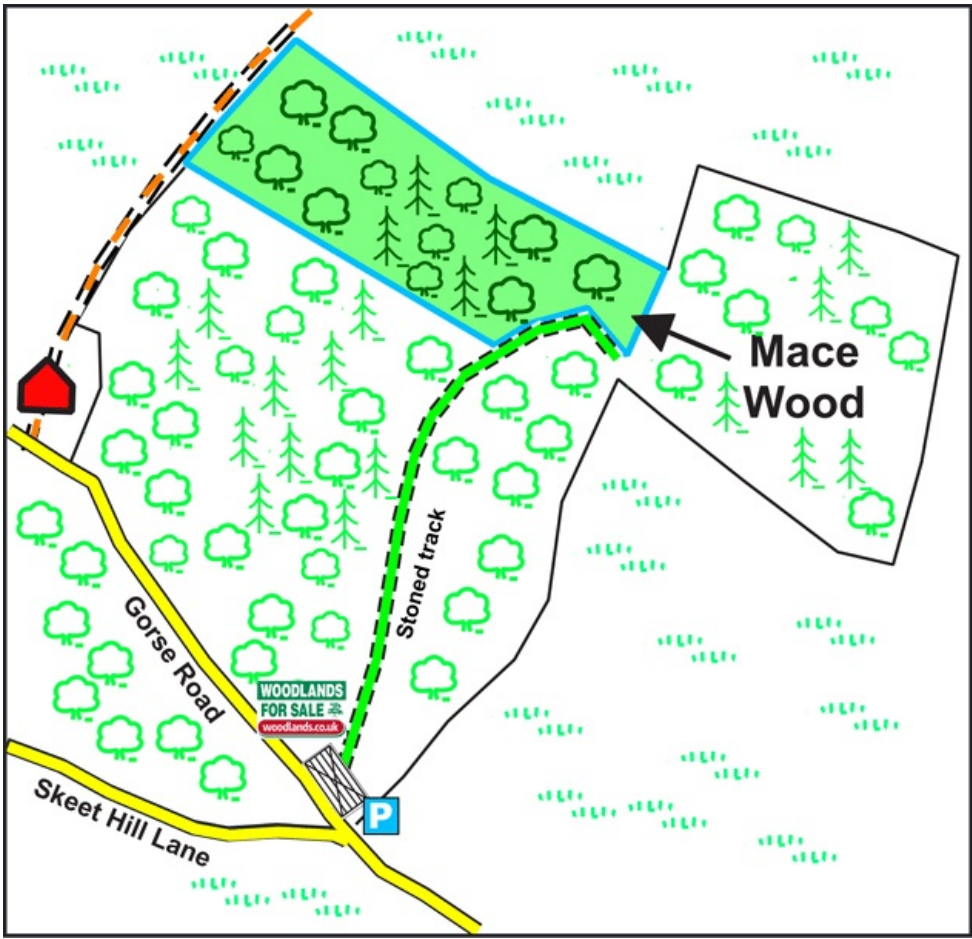
Once you arrive at the gate:

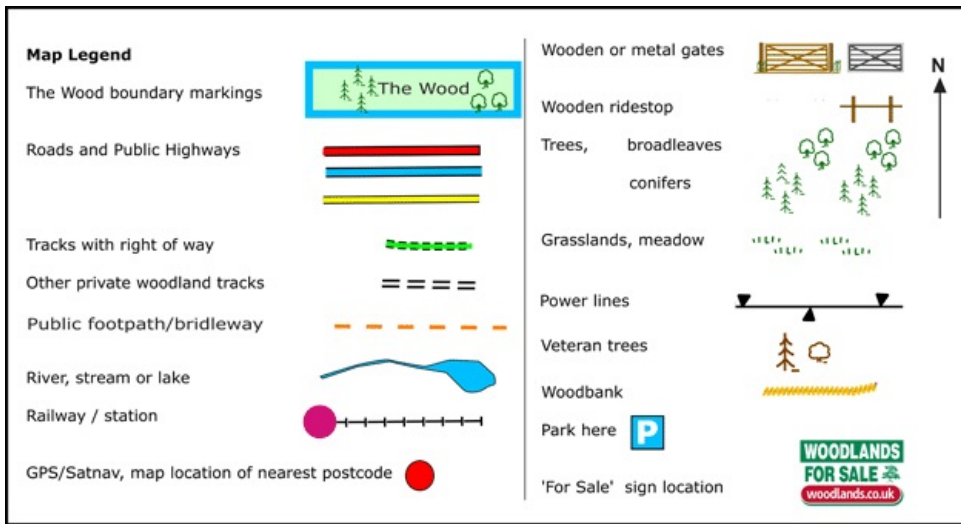
- Beyond the metal gate, follow the track into the wood for approx. 300 meters.
- The ride stop entrance to Mace Wood is on the left-hand side of the track with its boundaries marked in BLUE.

Boundaries:

The boundaries of the wood are indicated with **BLUE** markings.







Our regional managers are often out working in our woodlands, so if you email an offer and want to be sure it has been received, please phone our manager on his or her mobile phone. The first offer at the stated price which is accepted, whether by phone or email, has priority.

Please take care when viewing as the great outdoors can contain unexpected hazards and woodlands are no exception. You should exercise common sense and caution, such as wearing appropriate footwear and avoiding visiting during high winds.

All woodlands are sold at a fixed price, and include free membership of the [Small Woodland Owners Group](#) and the [Royal Forestry Society](#), as well as [£300 towards paying for a course](#) (or courses) to help with managing and enjoying your woodland.

These particulars are for guidance only and, though believed to be correct, do not form part of any contract. Woodland Investment Management Ltd hereby give notice under section 21 of the Estate Agents Act 1979 of their interest in the land being sold.